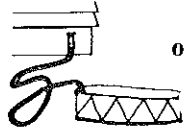



Backflow could transmit deadly poisons from this pesticide sprayer...



or dirty water from this wading pool...

or detergents from this laundry tub.



HOW TO PREVENT ENTRY CONTAMINATION

When the hazard of contamination exists, effective steps should be taken to correct the condition. *If the condition cannot be corrected, then an appropriate backflow prevention device must be installed on the internal plumbing system.* This is generally the responsibility of the water user. Everyone should want to eliminate possible cross connections. Those who drink water on your premises will likely be the first to be injured if water becomes contaminated in your system.

An awareness of how contamination can enter a system is important. We must work together to keep everyone's water safe.


The people who are in charge of your public water supply system are aware of the dangers of cross connections. Your public water supply system has adopted a policy on cross connection control to comply with Kansas regulations.

One of the most effective and the most inexpensive controls is to always keep an air gap between any potential contaminant and the water system. Don't allow garden hoses or other hoses connected to the water system to drop into sources of contamination. Hydrants drain back even when shut off and contaminants can be siphoned into the hose or hydrant.

If you need further information or need assistance in determining what devices are appropriate, contact your public water supply system.

Cross Connection and Backflow Prevention

Let's Work Together For Safe Water



Public health officials have always been concerned about cross connections and backflow in plumbing systems and in public drinking water supply distribution systems. People have utmost confidence in the water they drink. Open a faucet and we drink what comes out. If, however, the water is contaminated, sickness and even death can be the result. There are documented cases where cross connections have been responsible for contamination of drinking water. Many cross connections have resulted in the spread of disease; some cases have even resulted in death.


What is a Cross Connection?

A plumbing cross connection is defined as the actual or potential connection between a public water supply and a source of contamination or pollution.

In other words, a cross connection is the link through which it is possible for a contaminating material to enter the drinking water supply system. Such links or possible links, pose a serious public health hazard. Because of the hazards of cross connections, you and every other customer of the public water supply system have a responsibility to help safeguard your system and the public water supply system (city or rural water district) from cross connections.

How does contamination occur?

When a cross connection exists, it is possible for a contaminant to enter the drinking water system when the pressure of the polluted source exceeds the pressure of the potable source. This may result in either a backsiphonage or backflow. Basically, either is a reversal in the normal direction of the water flow. Such situations can be produced through a variety of circumstances within plumbing systems, generally a drop in water pressure.



One example of backflow backsiphonage:

A. Contact point: A submerged inlet in the second floor bathtub.

B. Cause of Reverse Flow: An automobile breaks a nearby fire hydrant, causing a negative pressure in the service line to the house, sucking dirty water out of the bathtub.

C. Suggested Correction: The hot and cold water inlets to the bathtub should be above the rim of the tub.

How can you be affected?

"Stomach flu" (gastroenteritis) is perhaps the most common ailment suffered by those drinking contaminated water. The Centers for Disease Control in Atlanta, Georgia and the U.S. Environmental Protection Agency have documented many cases directly attributing the following illnesses and others to contaminated drinking water:

Brucellosis; Campylobacter; Chemical Poisoning; Cholera; Diarrhea Enteritis; Dysentery; Giardiasis; Hepatitis; Hookworm; Paratyphoid Fever; Typhoid; Polio

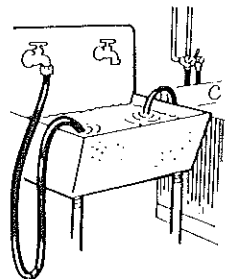
SOURCES OF CONTAMINATION WHICH REQUIRE ATTENTION IN THE HOME:

Any area with plumbing fixtures...

Kitchen: sink, dishwasher, garbage disposal;

Bathroom: toilet, wash basin, bathtub, shower;


Basement & Outdoors: hose bibb (faucet to which a hose may be attached or buried yard hydrants).



AT WORK:

Industrial, commercial and health facilities are subject to many types of cross-connections:

Bottling Plants; Fire Systems; Heating and Cooling Systems; Mixing Tanks; Paint and Ink Mills; Plating Works; Mortuaries; Printing Plants; Vet Clinics; Hydraulically Operated Equipment.



AT LEISURE AREAS:

Many recreational facilities have separate water systems and plumbing connections which also may be improperly installed and maintained. Some of these locations include:

Campgrounds; County Fairgrounds; Parks and Playgrounds; Golf Courses; Swimming Pools; Fountains; Recreational Waterfront Areas; Travel Trailer Connections

EXAMPLES OF RESIDENTIAL CONTAMINATION

Occasional water pressure disorders can occur in the public water supply distribution system or within your own residence. These disorders can be caused by high uses of water such as occurs when fire or flush hydrants are opened or when a line breaks or when there are equipment failures. Because of reduced pressure, the flow of the water in the system may be reversed. As a result, contaminants may flow backwards or be sucked into your plumbing system and the municipal or rural water system through unprotected hoses or other possible cross connections. Approved cross connection control devices are available which will prevent backflow or backsiphonage.

Some water customers may also have private wells. If an old well remains in operation, with valves to allow its use in the customer's water supply system, the potential exists for backpressure from that well water into the municipal or rural water distribution system. The private well must be completely and permanently disconnected from the public water supply system.